

About This Download

PRINTING

The majority of our downloads are formatted to print on 8.5x11” paper, unless otherwise noted. You may print at home or at a local print shop. We recommend using a recent version of Adobe Acrobat PDF Reader to view and print your files. It is available for free online. If you run into problems with pages being cut off, select “fit to page” in your print dialogue box to make sure it fits on your page correctly.

To print large page sizes (anything larger than 8.5x11”), we recommend going to a local print shop like Kinko’s, Staples, AlphaGraphics, etc. and ask them to print your file as a black and white “engineer print” or “blueprint.” These larger prints are big and fun, and fairly inexpensive.

If the staff at your print shop asks you about your rights to reproduce this work, you will find a copyright release below. Or you can tell them you downloaded these files for personal use from comefollowmefhe.com and they can look us up to see you do have rights to print the copies.

COPYRIGHT RELEASE

Downloading this file implies you accept that it is for personal use only. You, as the subscriber, have the right to print this file as many times as you want for your family and for your own Primary class (not your entire ward Primary). You cannot share this file with others or email to anyone. Please be honest in using this file. Redistributing, selling, or posting this file on the internet is strictly prohibited without first gaining permission from the author. If you are not the original subscriber, please purchase our materials before making copies.



Table of Contents


Have some fun this October with the following activities:

- 1 "You've been Booed!" Signs
- 2 Halloween BINGO
- 3 Halloween Coloring Page
- 4 Haunted House Foldable
- 5 How to Draw Frankenstein
- 6 My Witches' Spell

YOU'VE BEEN


BOOOED!

1. ENJOY YOUR TREATS! (we promise, no tricks!)
2. PLACE YOUR "WE'VE BEEN BOOOED" SIGN ON YOUR DOOR OR WINDOW.
3. MAKE A COPY OF THIS SHEET AND THE "WE'VE BEEN BOOOED SHEET AND PASS ALONG THE FUN!



WE'VE BEEN


BOOOED!



YOU'VE BEEN


BOOOED!

1. ENJOY YOUR TREATS! (we promise, no tricks!)
2. PLACE YOUR "WE'VE BEEN BOOED" SIGN ON YOUR DOOR OR WINDOW.
3. MAKE A COPY OF THIS SHEET AND THE "WE'VE BEEN BOOED SHEET AND PASS ALONG THE FUN!




WE'VE BEEN

BOOED!






HAUNTED HOUSE FOLDABLE



1. CUT OUT THE HAUNTED HOUSE ON THE SOLID LINES.
2. FOLD ON THE DOTTED LINES.
3. GLUE THE TABS WHERE INDICATED TO ASSEMBLE THE HOUSE

HAUNTED HOUSE FOLDABLE



1. CUT OUT THE HAUNTED HOUSE ON THE SOLID LINES.

2. FOLD ON THE DOTTED LINES.

3. GLUE THE TABS WHERE INDICATED TO ASSEMBLE THE HOUSE

H A L L O W E E N
B I N G O

				
	TRICK OR TREAT!			SPOOKY!
	BOO!	FREE		
				
October 31				

H A L L O W E E N
B I N G O

			SPOOKY!	
				
		FREE		
				TRICK OR TREAT!
	BOO!	October 31		

H A L L O W E E N

B I N G O

		BOO!		
			SPOOKY!	
		FREE		
	October 31		TRICK OR TREAT!	
				

H A L L O W E E N
B I N G O

				
<p>BOO!</p>				
		<p>FREE</p>		
	<p>TRICK OR TREAT!</p>		<p>October 31</p>	
				<p>SPOOKY!</p>

H A L L O W E E N

B I N G O

C A L L I N G C A R D S

		BOO!		
			SPOOKY!	
		FREE		
	October 31		TRICK OR TREAT!	
				

H A L L O W E E N
B I N G O



H A L L O W E E N B I N G O



H A L L O W E E N
B I N G O

		BOO!		
			SPOOKY!	
		FREE		
	October 31		TRICK OR TREAT!	
				

H A L L O W E E N
B I N G O



H A L L O W E E N


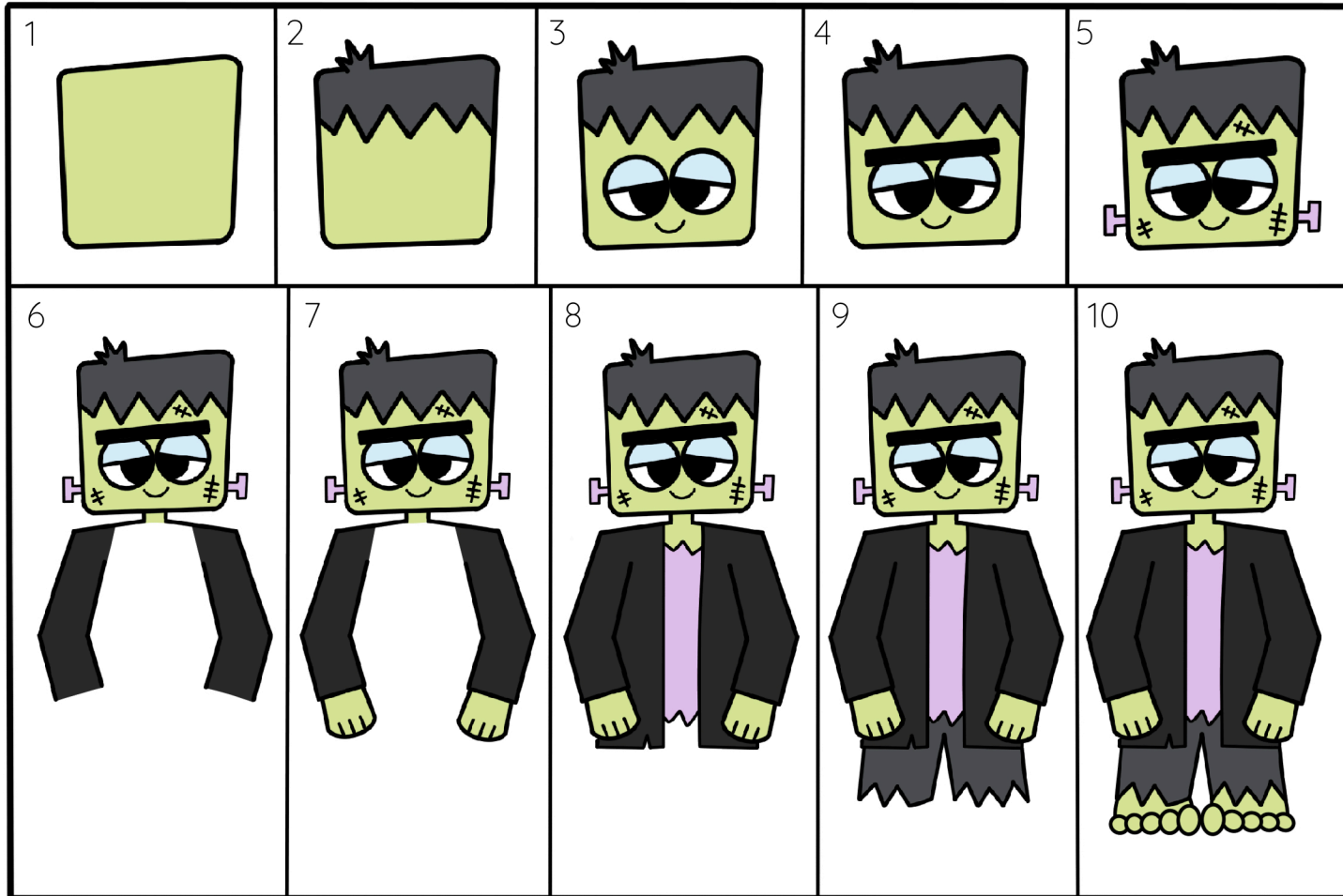
B I N G O

C A L L I N G C A R D S

		BOO!		
			SPOOKY!	
		FREE		
	October 31		TRICK OR TREAT!	
				


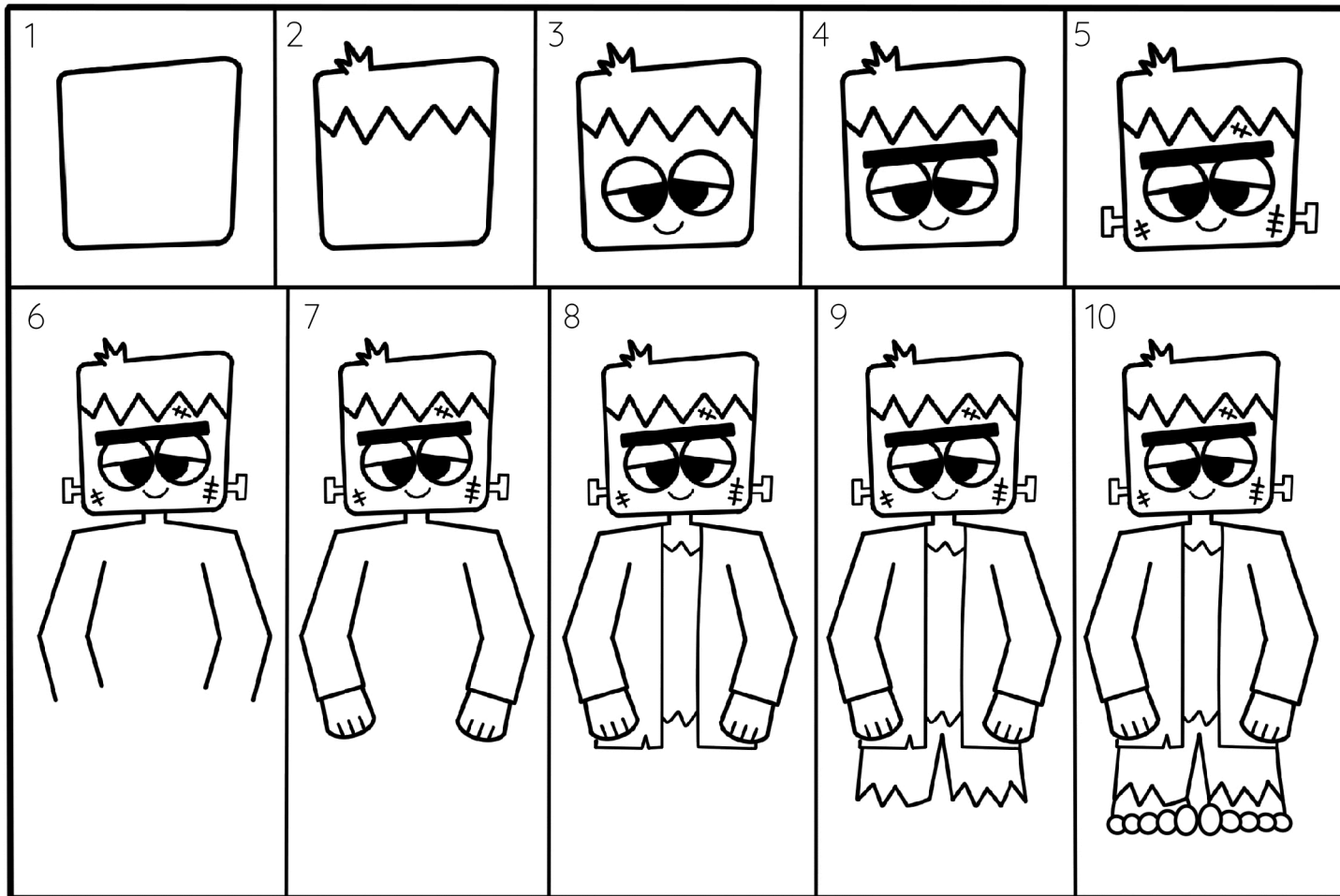
HOW TO DRAW FRANKENSTEIN

STEP BY STEP



HOW TO DRAW FRANKENSTEIN

STEP BY STEP



MY WITCHES' SPELL

YOU ARE A WITCH MAKING A NEW POTION. WRITE, DRAW, OR GLUE YOUR SPOOKY INGREDIENTS IN THE BUBBLES.



MY WITCHES' SPELL

YOU ARE A WITCH MAKING A NEW POTION. WRITE, DRAW, OR GLUE YOUR SPOOKY INGREDIENTS IN THE BUBBLES.

