

Come Follow Me FHE

About This Download

PRINTING

The majority of our downloads are formatted to print on 8.5x11” paper unless otherwise noted. You may print at home or a local print shop. We recommend using a recent version of Adobe Acrobat PDF Reader to view and print your files. It is available for free online. If you run into problems with pages being cut off, select “fit to page” in your print dialogue box to make sure it fits on your page correctly.

To print large page sizes (anything larger than 8.5x11”), we recommend going to a local print shop like Kinko’s, Staples, AlphaGraphics, etc. and ask them to print your file as a black and white “engineer print” or “blueprint.” These larger prints are big, fun and fairly inexpensive.

If the staff at your print shop asks you about your rights to reproduce this work, you will find a copyright release below. Or you can tell them you downloaded these files for personal use from comefollowmefhe.com and they can look us up to see if you do have the rights to print the copies.

COPYRIGHT RELEASE

Downloading this file implies you accept that it is for personal use only. You, as the subscriber, have the right to print this file as many times as you want for your family and your Primary class (not your entire ward Primary). You cannot share this file with others or email it to anyone. Please be honest in using this file. Redistributing, selling, or posting this file on the internet is strictly prohibited without first gaining permission from the author. If you are not the original subscriber, please purchase our materials before making copies.



Lay Up Your Treasures in Heaven Game

SET UP

Print the game board, then cut along the dotted line on the one side. Line that side up with the other side of the game board and glue or tape it together. Place four gems on each “hole.” For your gems, you could use glass pebbles, marbles, or pennies. It is best to sit on the opposite side of your opponent in front of your collection area.

HOW TO PLAY

Designate a side for each player. The cloud is your “heaven” or collection area. This game is played similar to that of Mancala. The movement of your gems goes counter-clockwise. Play Rock, Paper, Scissors to see who goes first. On your turn, choose one hole and pick up all the gems in that hole. Moving counter-clockwise, drop one gem from the handful you picked up in each hole that you have, including your collection area and continue around to your opponent’s side if necessary. If the last gem of those you picked up gets dropped in your collection area, you get to go again. You never drop a gem in your opponent’s collection area. If your last gem gets dropped in an empty hole on your own side, you get all the gems in the hole that is parallel from your opponent’s side, plus the gem you dropped in the hole on your own side. Play continues until one player no longer has any gems left on his/her side. Any gems left on the other player’s side go into their collection tray. Whoever has the most gems “wins.”








Click or scan the QR code to watch a video of how to play Mancala, which this game takes after.



[How to Play Mancala](#)







After you play, and count your gems and describe one important and meaningful thing we should “treasure” for each gem in your collection area. For example, family, scriptures, Jesus, etc.

I CAN LAY UP TRE



EASURES IN HEAVEN

MEASURES IN HEAVEN



I CAN LAY UP TRE