

Come Follow Me FHE

# About This Download

## PRINTING

The majority of our downloads are formatted to print on 8.5x11” paper unless otherwise noted. You may print at home or a local print shop. We recommend using a recent version of Adobe Acrobat PDF Reader to view and print your files. It is available for free online. If you run into problems with pages being cut off, select “fit to page” in your print dialogue box to make sure it fits on your page correctly.

To print large page sizes (anything larger than 8.5x11”), we recommend going to a local print shop like Kinko’s, Staples, AlphaGraphics, etc. and ask them to print your file as a black and white “engineer print” or “blueprint.” These larger prints are big, fun and fairly inexpensive.

If the staff at your print shop asks you about your rights to reproduce this work, you will find a copyright release below. Or you can tell them you downloaded these files for personal use from [comefollowmefhe.com](http://comefollowmefhe.com) and they can look us up to see if you do have the rights to print the copies.

## COPYRIGHT RELEASE

Downloading this file implies you accept that it is for personal use only. You, as the subscriber, have the right to print this file as many times as you want for your family and your Primary class (not your entire ward Primary). You cannot share this file with others or email it to anyone. Please be honest in using this file. Redistributing, selling, or posting this file on the internet is strictly prohibited without first gaining permission from the author. If you are not the original subscriber, please purchase our materials before making copies.

If you need assistance, please email us at [info@comefollowmefhe.com](mailto:info@comefollowmefhe.com).



# I Belong to the Church of Jesus Christ

## PLAYDOUGH MATS

1. Place playdough mats inside clear page protectors, laminate or cover tightly with plastic wrap.
2. With your child, make shapes with the playdough, pressing the playdough onto the mats. Decorate the crown, build a church house and form rectangles for the scriptures.

### HOMEMADE PLAYDOUGH

1 cup flour

1/4 cup salt

3/4 cup water

3 tbsp lemon juice

1 tbsp vegetable oil

Optional: food coloring or liquid scents

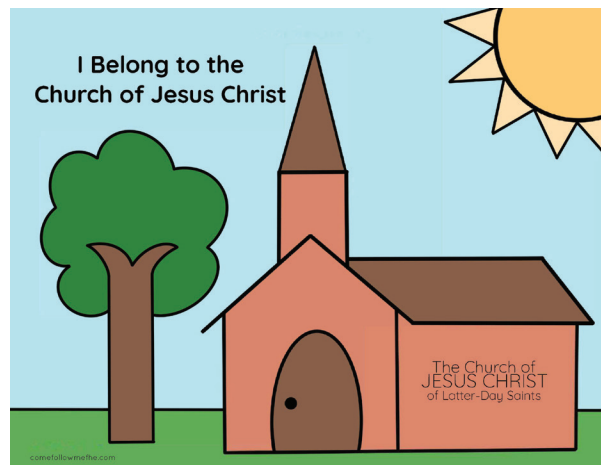
### Directions:

In a medium, non-stick saucepan, heat the water, oil and lemon juice over medium heat until hot, but not boiling. Reduce heat to low.


In a bowl, combine the dry ingredients. Pour the dry ingredients into the hot water mixture, mixing to combine. Cook on low heat, stirring until it forms a ball and doesn't stick to the sides. Do not overcook.

Remove the pot from the heat and dump the playdough out onto wax paper to cool.

Knead for a few minutes once the playdough is cool enough to work with. Let the playdough cool completely before using.




I Belong to the  
Church of Jesus Christ



The Church of  
JESUS CHRIST  
of Latter-Day Saints

Through faith and righteousness,  
I can receive a Crown of Eternal Life.

D&C 20:14

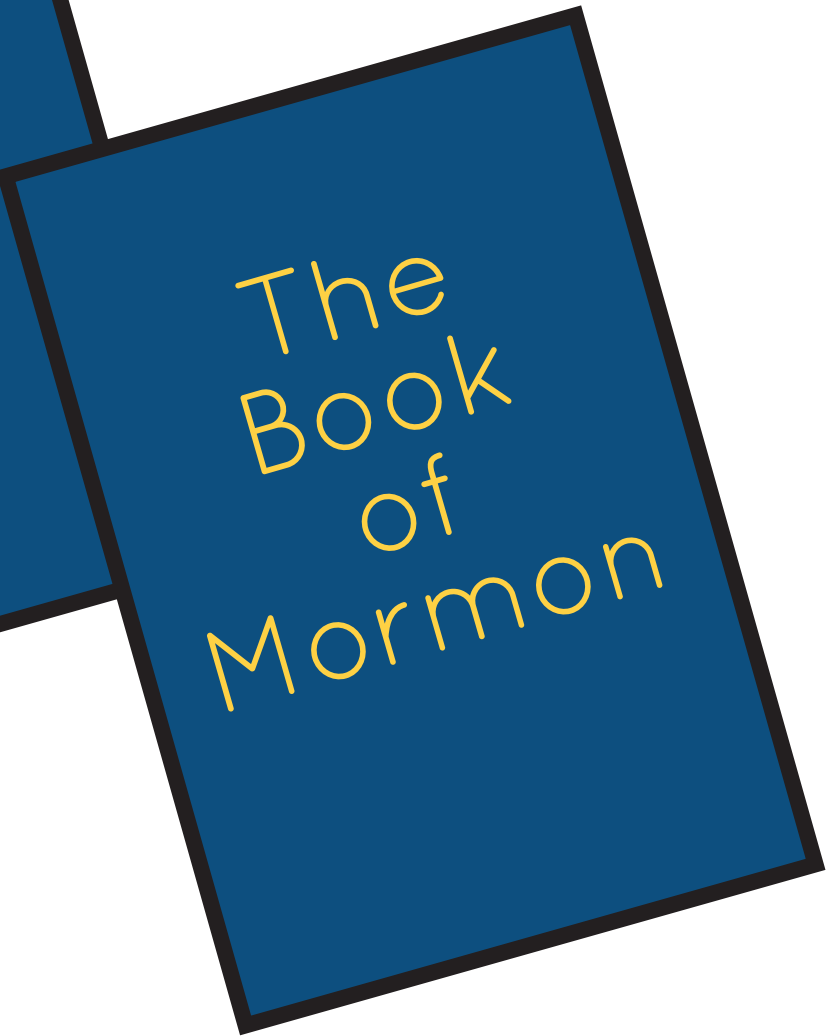


# The Holy Scriptures are True

D&C 20:11

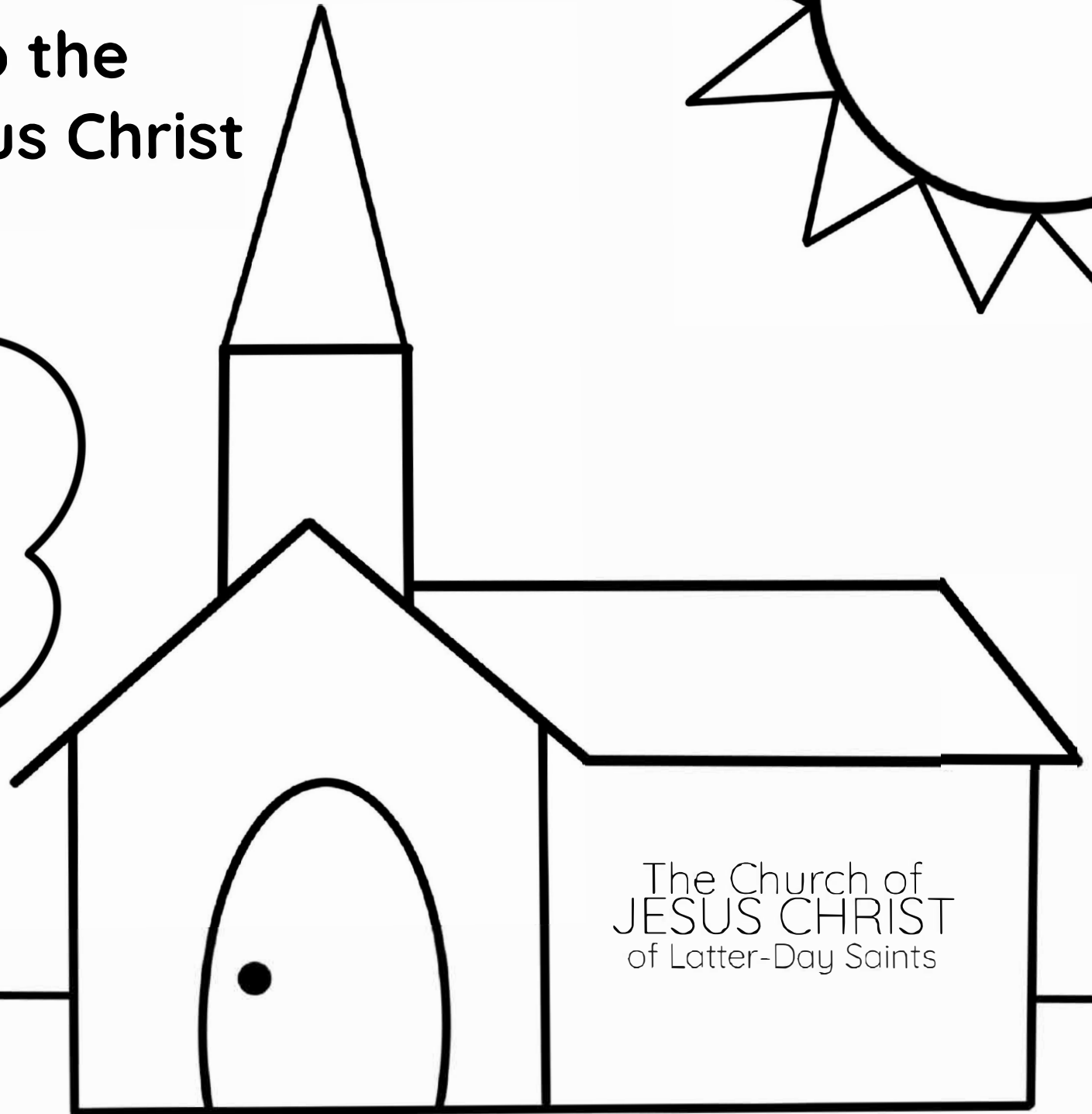




The  
Holy  
Bible



The  
Book  
of  
Mormon


# I Belong to the Church of Jesus Christ



The Church of  
JESUS CHRIST  
of Latter-Day Saints

Through faith and righteousness,  
I can receive a Crown of Eternal Life.

D&C 20:14

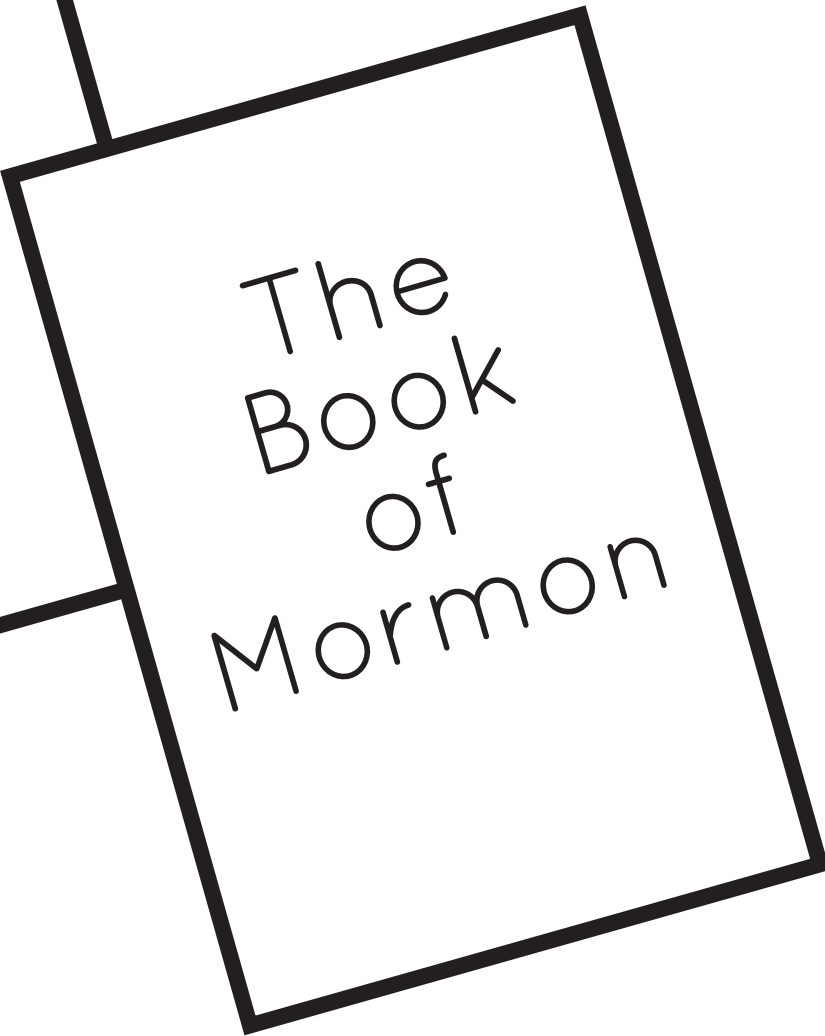


# The Holy Scriptures are True

D&C 20:11



The  
Holy  
Bible



The  
Book  
of  
Mormon